


Linear Potentiometer Spring Return, Slim Body Series

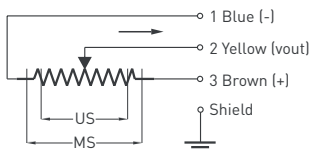
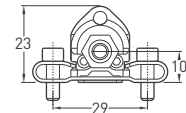
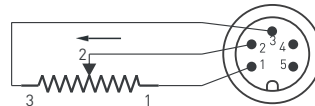
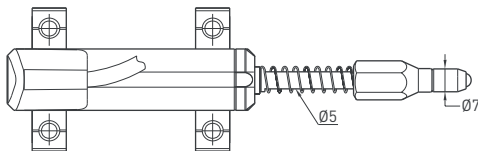
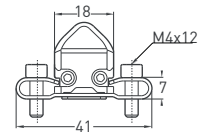
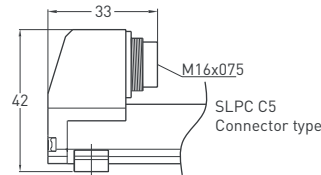
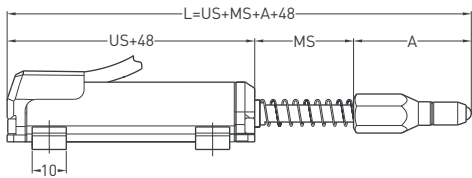
- Measuring range 10 - 100 mm
- For tight area applications
- <0.01 mm repeatability
- Linearity for all stroke is up to $\pm 0.2\%$.
- 2 kOhm: 10 - 50 mm
- 5 kOhm: 75 - 100 mm



Technical Specifications

Measurement stroke	10 - 100 mm
Linearity	$\pm 0.5\%$ (≤ 75 mm) (standard), $\pm 0.2\%$ (≤ 75 mm) (optional), $\pm 0.2\%$ (≤ 100 mm) (standard)
Repeatability	< 0.01 mm
Resolution	Infinite
Resistance	2 kOhm : 10 - 50 mm 5 kOhm : 75 - 100 mm
Resistance tolerance	$\pm 20\%$
Load resistance	100 kOhm min.
Recommended wiper current	< 1 μ A
Permissible applied voltage	28 VDC max.
Electrical connections	Connector or 1 m cable output
Displacement speed	< 5 m/s
Mechanical life	> 100 million movement
Case dimensions	$\varnothing 18$ mm
Case material	Anodized aluminium
Rod material	Stainless steel
Rod diameter	$\varnothing 5$ mm
Mechanical fixing	Variable brackets
Protection level	IP 40
Operating temperature	-20°C ... +80°C
Storage temperature	-30°C ... +90°C

Mechanical Specifications



SLPS (mm)	10	25	50	75	100
US (Usefull stroke)	10	25	50	75	100
MS (Mechanical stroke)	13	28	53	78	103
L (Total length)	106	134	193	243	293

A	
SLPS	35
SLPS 25	35
SLPS 50	42
SLPS 75	42
SLPS 100	42

Ordering Procedure

Model	Measurement stroke (mm)	Linearity (%)	Resistance (kOhm)	Connector / Cable
SLPS	75	A	5K	CN5B
SLPS	10 - 100 mm	A: $\pm 0.5\%$ (≤ 75 mm) (standard), B: $\pm 0.2\%$ (≤ 75 mm) (optional), B: $\pm 0.2\%$ (100 mm) (standard)	2K : 2 kOhm (<75 mm) 5K : 5 kOhm (75-100mm)	1M : 1 meter cable 1M5 : 1,5 meter cable 2M : 2 meter cable CN5B: M16, 5 pin connector