

## MPD-075W□FSD Series



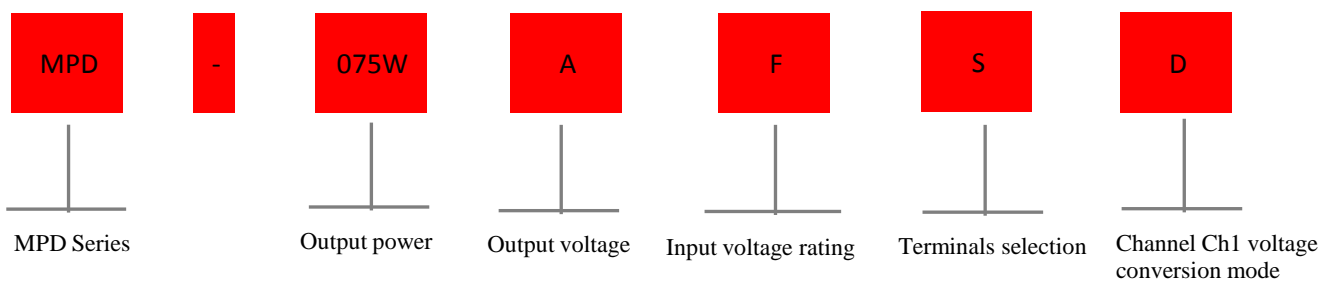
### ▲ Character

- 100% full aging
- Overvoltage、 overload、 short circuit protection
- LED work instruction
- Optional rail mounting rack, TS35 mounting
- The seismic protection
- "Three pivots" M4 large caliber installation
- The "Three Preventions" treatment is suitable for the worse working conditions
- Connection terminal with protective cover
- All aluminum shell
- Surge protection
- Warranty 2 years

### ▲ Apply

- Industrial automation control system
- Intelligent control system
- Electronic instruments and devices
- LED control
- Household appliances

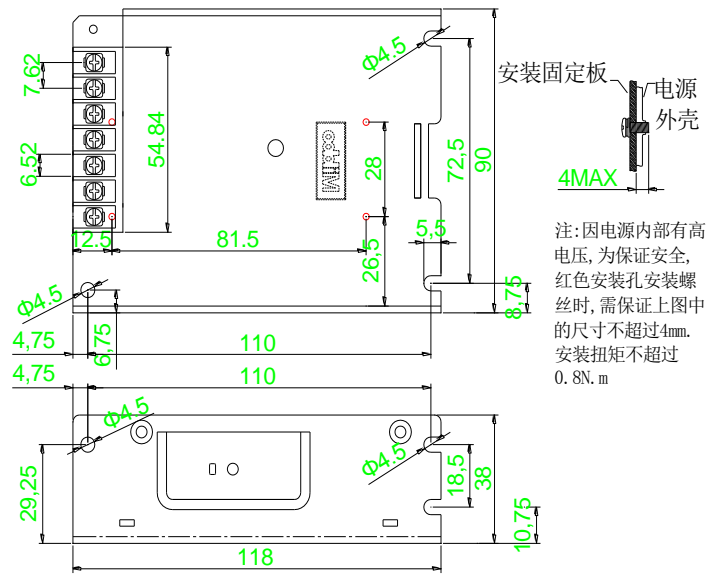
### ▲ Model code



### Electrical specifications

Input parameter										
Input voltage	85-264VAC 120-370VDC									
Input current	1.5A/115VAC 0.9A/230VAC									
Input frequency	47-63Hz									
Surge current(max)	22A/115VAC 44V/230VAC									
Output parameter										
Output channel	Ch1	Ch2	Ch1	Ch2	Ch1	Ch2	Ch1	Ch2	Ch1	Ch2
Direct rated voltage (V)	5	12	5	24	12	24	5	48	12	48
Frequency	78%		80%		83%		84%		86%	
Output voltage regulation range	Ch2: 10.8-13.2		Ch2:21.4-28.8		Ch2:21.4-28.8		Ch2:43.2-57.6		Ch2:43.2-57.6	
Rated current(A)	2.0	4.2	2.0	2.8	1.0	2.7	2.0	1.4	1.0	1.4
Rated power(W)	60.4		77.2		76.8		77.2		79.2	
Ripple noise(max MVP-P)Note2	60	60	60	80	70	80	60	80	70	80
Voltage accuracy Note3	±2%	±6%	±2%	±6%	±2%	±6%	±2%	±6%	±2%	±6%
Line regulation Note4	±0.5%	±1%	±0.5%	±1%	±0.5%	±1%	±0.5%	±1%	±0.5%	±1%
Load regulation Note5	±0.5%	±1%	±0.5%	±1%	±0.5%	±1%	±0.5%	±1%	±0.5%	±1%
Start up, rise time	500ms 30ms/230VAC 1200ms 30ms/115VAC(full load)									
Storage time	20ms/230VAC 16ms/115VAC(full load)									
Status indicator	Green LED									
Protect function										
Overload	Rated output power of 120%-150%									
	Protected mode:hiccup mode,the load exception can be automatically restored after an exception is removed									
Overvoltage(V)	Ch2: 13.8-16.2		Ch2: 27.6-32.4		Ch2: 27.6-32.4		Ch2: 57.6-67.2		Ch2: 57.6-67.2	
	Protected mode:hiccup mode,the voltage exception can be automatically restored after an exception is removed									
Three proof treatment	It is suitable for high dust and condensation occasions									
Safety and electromagnetic compatibility										
Withstand voltage	I/P-O/P:3KVAC I/P-FG:1.5KVAC O/P-FG:0.5KVAC									
Insulation impedance	I/P-O/P,I/P-FG,O/P-FG:100M Ohms/500VDC/25℃/70% RH									
Safety specification Note6	GB4943.1									
Electromagnetic compatible emission	EN55022(CISPR22)Class B,EN61000-3-2,-3									
Electromagnetic compatible immunity	EN61000-4-2, 3, 4, 5, 6, 8, 11, EN61000-6-1,A class a light industry standard									
Environmental parameters										
Working temperature	- 25~+60℃ (>50℃ Reduced rating, see temperature characteristic curve)									
Storage temperature	- 20~+85℃									
Storage humidity	10-95% RH									
Resistance to shock	10-500Hz,2G 10 minutes/Period X,Y,and Z axis 60 minutes									
The other parameters										
Mean time between failure	≥370K hrs,MIL-HDBK-217F(25℃)									
Installation	The plate screw is fixed ,or optional accessory can TS35 guide rail installation									
Protection class	IP20									
Weight	About 0.35Kg									
Length*width*height	118*90*38mm									
Order data	Parameters to describes					Order type				
	MPD 60.4W 2.0A/5V 4.2A/12V					MPD-075WAFSD				
	MPD 77.2W 2.0A/5V 2.8A/24V					MPD-075WBFSD				
	MPD 76.8W 1.0A/12V 2.7A/24V					MPD-075WCFSD				
	MPD 77.2W 2.0A/5V 1.4A/48V					MPD-075WDFSD				
	MPD 79.2W 1.0A/12V 1.4A/48V					MPD-075WFFSD				
Accessory	Parameters to describes					Order type				
Guide card feet	TS35 Install accessories					MPS-F050B				

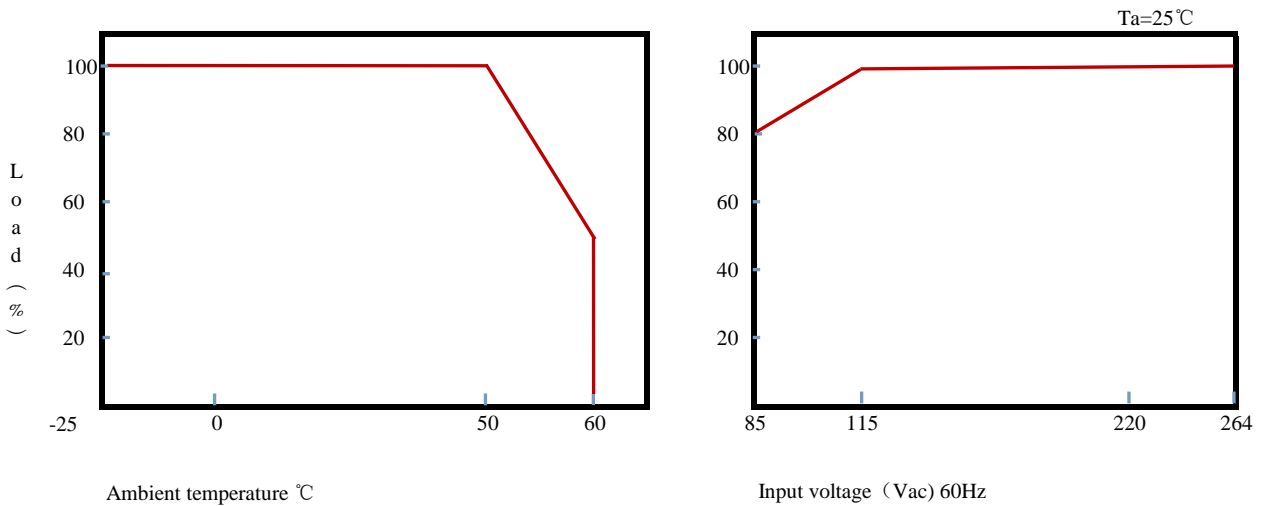
## Installation diagram



### 接线端子安装说明

端子排规格	U形接线端子宽度	线材安装规格	最大扭矩
762端子排	6.5mm MAX	22-14AWG	0.8N.m(MAX)

## Temperature profile



- Note**
- 1: If not specified otherwise, all of the specifications of the parameters in the input is 230VAC, rated load, 25 °C ambient temperature testing.
  - 2: Ripple and noise measurement method: using a pair of twisted pair, the output point needs to be shunt 0.1Uf and 47Uf capacitance, which is measured at 20MHZ bandwidth.
  - 3: Precision: includes setting error, linear adjustment rate and load adjustment rate.
  - 4: Measurement of linear adjustment rate: under rated load, from high voltage to low voltage test.
  - 5: Load adjustment rate measurement method: from 0% to 100% rated load.
  - 6: According to the requirements of GB4943.1, the power supply is only used for safe use in areas below sea level of 2000M and non-tropical climates.